

TYPE: _____

JOB: _____

SPECIFICATIONS

HOUSING - Heavy gauge extruded aluminum (material of corrosion resistant alloy.) Aluminum end plate.

REFLECTOR - Specular, low iridescence, aluminum.

ELECTRICAL - T5, T8, integral electronic ballast, 120/277v (dimmable available.)

SOCKET - G-5, 600v, 120w, with rotor for secure lamp retention.

MOUNTING - Recessed, use ULTRIM frame for GWB/plaster ceilings.

LABELS - UL, C-UL - Dry Location.

LAMP - T-5, T-8 - by others.

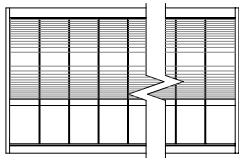
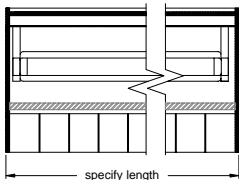
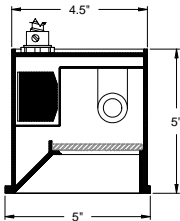
LENS - Fresnel, acrylic.

FINISH - Powder paint on all surfaces. RAL colors standard, consult factory for custom finishes.

OPTIONAL BAFFLE - Blade baffle, specify 2" or 4" centers. Painted to match fixture housing.

APPLICATIONS

Medium profile, recessed, intended to highlight surface texture in brick, stone, stucco, tile, textured paint, fabric and wood panels.



ORDERING INFORMATION

FIXTURE	LAMP	LENGTH	FINISH	OPTIONS
#609FL				
Recessed linear wall grazing system	14T5 = 14w 24HOT5 = 24w HO 21T5 = 21w 39HOT5 = 39w HO 28T5 = 28w 54HOT5 = 54w HO 2T8 = 2', 17w 3T8 = 3', 25w 4T8 = 4', 32w	specify exact length	WHT = White BLK = Black XXXX = RAL # CST = Custom (must supply chip)	BFL2 = baffles 2" o.c. BFL4 = baffles 4" o.c.



SPECIALTY LIGHTING INDUSTRIES, INC.

www.specialtylightingindustries.com

1306 DORIS AVENUE, OCEAN, NJ 07712 USA

800.462.7812

732.517.0800

FAX 732.517.0971