

Single lamp, low-voltage halogen, surface mounted downlight, nominal 4" square trim with 2" (50mm) aperture and optional glass diffuser. General downlighting in low to medium ceiling heights typically found in residential, commercial and retail applications. Suitable for new or existing construction.

SPECIFICATIONS

HOUSING

- Die-cast aluminum

MOUNTING

- Surface mounted

ELECTRICAL

- For use with remote transformer
- Transformer should be sized for the run length and ordered separately
- External thermoprotector

LAMP

- MR-16, 35w max. supplied by others

SOCKET

- Precision die-formed aluminum yoke with CNC machined lampholder assembly
- G4/G6 ceramic socket with high temperature, teflon coated lead wires

LENS

- Clear pyrex safety lens. Optional borosilicate lenses available for lampholder and aperture


TRIM

- Flangeless, one piece die-cast aluminum pyramidal shield

FINISH

- Aperture trim available in black and white as standard
- Additional standard colors, RAL palette, custom finishes available

LABELS

-  , US tested to UL standards 1598, Damp location,



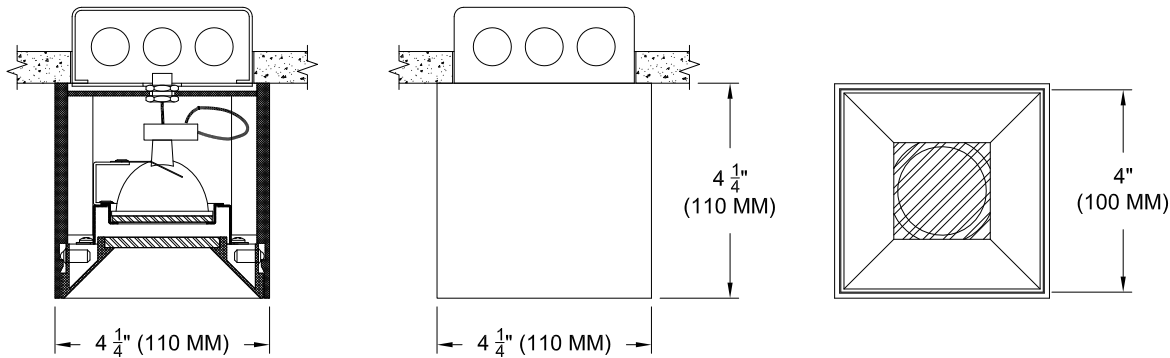

JOB: _____

SPECIFIER: _____

TYPE: _____

QUANTITY: _____

SIGNATURE: _____



ORDERING INFORMATION

MODEL	TRIM	TRANSFORMER	LAMP LENS	FINISH	APERTURE LENS
4009-MR16-SH	ZT				
Surface Mounted Housing	ZT=Zero Trim	RX=Remote / 120v 277v	90L = Clear-Standard 91L = Solite 92L = Supertex 93L = Frosted 95L = Full Prismatic	P14 = White BLK=Black PXX = SLI Color XXXX = RAL # CST = Custom	Blank= None 91A = Solite 92A = Supertex 93A = Frosted 95A = Full Prismatic



Patent Pending.
These specifications subject to change without notice.

www.specialtylightingindustries.com
1306 Doris Avenue, Ocean, NJ 07712 USA
800.462.7812 732.517.0800 FAX:732.517.0971