

Dual lamp, solid state light engine, recessed wall washer with nominal 4"x 8" (100mm x 200mm) rectilinear flangeless trim. Wallwashing in medium to tall ceiling heights typically found in commercial and retail applications. Suitable for new or existing construction in sheetrock ceiling.

SPECIFICATIONS

HOUSING

- Precision die-formed heavy gauge aluminum with perforated flangeless trim and integrated screed edge

MOUNTING

- Install from below in sheetrock ceiling

ELECTRICAL

- Integral dimmable electronic driver with internal short circuit protection
- 120v-277v primary, compatible with 0-10v dimmers / Available for 120 phase control and Lutron

LAMP

- (2) Citizen LEDs supplied with fixture
- Available in 2700 thru 4000K color temperature and 90+ CRI

SOCKET

- Precision aluminum yoke with CNC machined lampholder assembly
- Usocket™** allows easy field replacement of light engine

LENS

- Frosted Supertex borosilicate spread lens, hinged for relamping

TRIM

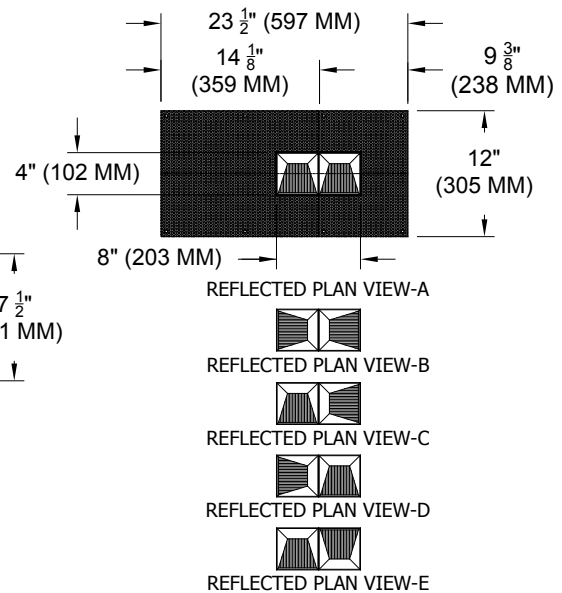

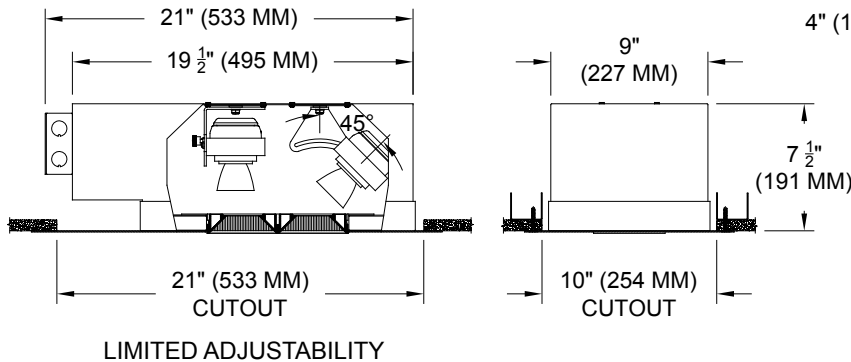
- Flangeless, two piece die-cast aluminum pyramidal shield

FINISH

- Black powder paint housing
- Aperture trim available in black and white as standard
- Solid wood, additional colors, RAL palette, custom finishes available

LABELS

-  , US tested to UL standards 1598, Damp location



ORDERING INFORMATION

1249WW-2LEDZ-PH	CRI / COLOR TEMP	TRIM	DRIVER	TRIM FINISH	APERTURE LENS
		ZT			82A
WWA = Double WWB = Opposite WWC = Left WWD = Right WWE = Cross	Plaster Housing 9 = 90+CRI 27 = 2700K 30 = 3000K 35 = 3500K 40 = 4000K	ZT =Zero Trim	CZ14 =120-277v, 14W 1100lm CZ20 =120-277v, 20W 1650lm CZ28 =120-277v, 28W 2200lm <small>*Add ELDO for EldoLED 0-10v Dimming</small> <small>*Add DM2 for 2 wire dimming</small> <small>*Add LT2, LT3, LT5 for Lutron 2 wire, Lutron 3 wire, Lutron 5 wire dimming, LTB for Lutron Fade-to-Black</small>	P14 = White BLK =Black PXX = SLI Color WXX = Wood XXXX = RAL # CST = Custom	82A = Frosted Supertex