

Dual lamp, solid state light engine, recessed accent light with nominal 4"x 8" (100mm x 200mm) rectangular 2 cell aperture and optional glass diffuser. Accent and downlighting in medium to high ceiling heights typically found in residential, commercial and retail applications. Suitable for new or existing construction in sheetrock ceiling.

## SPECIFICATIONS

### HOUSING

- Precision die-formed heavy gauge aluminum
- ≈ Airtight construction suitable for direct contact with insulation

### MOUNTING

- Install from below in sheetrock ceiling

### ELECTRICAL

- Integral dimmable electronic driver with internal short circuit protection

### LAMP

- (2) Xicato LED supplied with fixture

### SOCKET

- Precision aluminum yoke with CNC machined lampholder assembly

### LENS

- Interchangeable reflector provides multiple beam patterns
- Optional borosilicate lenses available for aperture



### TRIM

- Flangeless, two piece die-cast aluminum pyramidal shield

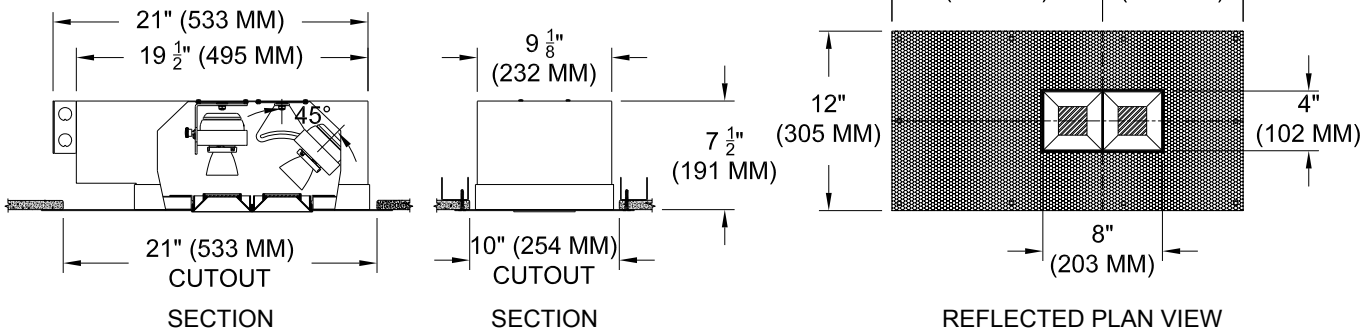

### FINISH

- Black powder paint housing
- Aperture trim available in black and white as standard
- Solid wood, additional colors, RAL palette, custom finishes available

### LABELS

-  , US tested to UL standards 1598, Damp location, Wet with ST trim, IC/Airtight, Chicago Plenum,  JA8 Approved

JOB: \_\_\_\_\_  
 SPECIFIER: \_\_\_\_\_  
 TYPE: \_\_\_\_\_  
 QUANTITY: \_\_\_\_\_  
 SIGNATURE: \_\_\_\_\_



## ORDERING INFORMATION

1050-2LEDX-AUH	TRIM	SOURCE / DRIVER	BEAMSPREAD	TRIM FINISH	APERTURE LENS	ACCESSORIES
	ZT	/				
Airtight Universal Housing 8 = 80CRI 27 = 2700K 9 = 98CRI 30 = 3000K 35 = 3500K 40 = 4000K	ZT=Zero Trim	XT8 = 120v-277v, 8W 800lm XT12 = 120v-277v, 12W 1055lm XT17 = 120v-277v, 17W 1400lm XT26 = 120v-277v, 26W 2000lm  C1 =0-10V dimming, 1%, 120-277v C2 =TRIAC/ELV 2-wire, 1% 120v (Lead/Trail Edge) E1 =EldoLED 0-10V Logarithmic Dim, 0.1%, 120-277v E2 =EldoLED DALI, 0.1%, 120-277v E3 =EldoLED 0-10V Linear Dim, 0.1%, 120-277v L2 =Lutron Hi-lume 1% 2-wire LED driver (120v forward phase) LTB =Lutron Hi-lume 1% EcoSys LED driver, 1%, 120-277v, Soft-on, Fade-to-Black LTP =Lutron Hi-lume Premier 0.1%, Fade-to-Black digital Ecosystem, 120-277v (PEQ0)	20 = 20 Degrees 30 = 30 Degrees 40 = 40 Degrees	P14 = White BLK=Black PXX = SLI Color WXX = Wood XXXX = RAL # CST = Custom	Blank= None 90A = Clear 91A = Solite 92A = Supertex 93A = Frosted	CP=Chicago Plenum

• California Title 24- JA8 Approved

Driver specs based on 98 CRI. [Click to View 80 CRI driver specs](#)

Patent Pending. These specifications subject to change without notice.