

Single lamp, solid state light engine, recessed accent light, nominal 6" (150mm) square trim and optional glass diffuser. Accent and downlighting in medium to high ceiling heights typically found in residential, commercial and retail applications. Suitable for new or existing construction in sheetrock ceilings. AmbientDim™ provides Superior CRI at all dimming levels.

## SPECIFICATIONS

### HOUSING

- Precision die-formed heavy gauge aluminum

### MOUNTING

- Install from below in sheetrock ceiling

### ELECTRICAL

- Integral dimmable electronic driver with internal short circuit protection

### LAMP

- AmbientDim™ LED supplied with fixture

### SOCKET

- Precision aluminum yoke with CNC machined lampholder assembly

### LENS

- Interchangeable reflector provides multiple beam patterns
- Optional borosilicate lenses available for aperture


### TRIM

- Flanged or flangeless, one piece die-cast aluminum pyramidal shield
- ST is flanged trim fully sealed and gasketed. Aperture lens required

### FINISH

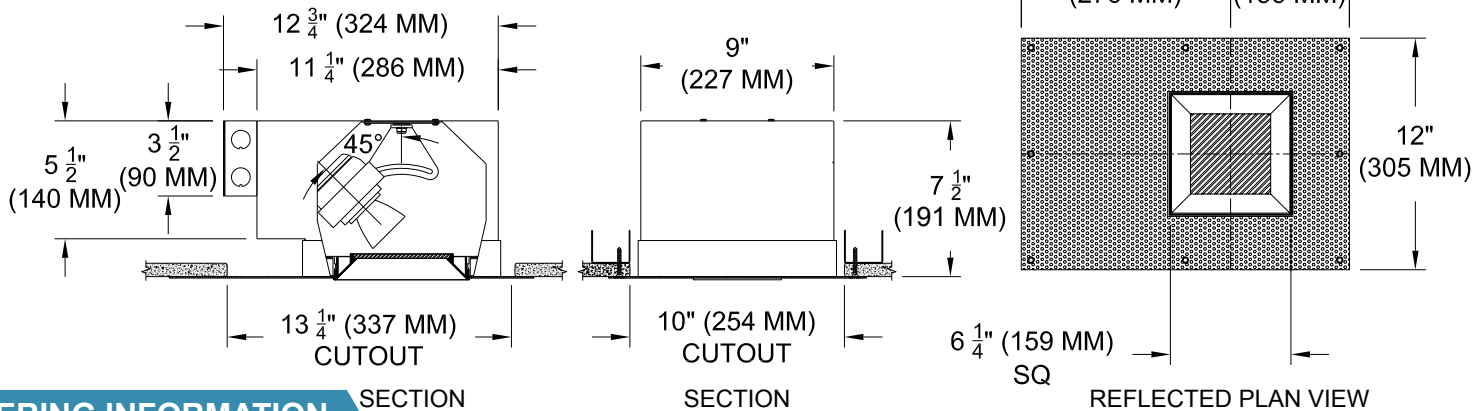

- Black powder paint housing
- Aperture trim available in black and white as standard
- Solid wood, additional colors, RAL palette, custom finishes available

### LABELS

-  , US tested to UL standards 1598, Damp location, Wet with ST trim

JOB: \_\_\_\_\_  
 SPECIFIER: \_\_\_\_\_  
 TYPE: \_\_\_\_\_  
 QUANTITY: \_\_\_\_\_  
 SIGNATURE: \_\_\_\_\_

 AmbientDim™



## ORDERING INFORMATION

1029-LED-AD-PH	TRIM	SOURCE / DRIVER	BEAMSPREAD	TRIM FINISH	APERTURE LENS
		AD35 /			
Plaster Housing Ambient Dimming LED  *CCT Max 3000K-1900K	FT=Flanged Trim ST=Shower Trim* ZT=Zero Trim  *Aperture lens required	AD35= 900ma, 35W, 2850lm C1 =0-10V dimming, 1%, 120-277v C2 =TRIAC/ELV 2-wire, 1% 120v (Lead/Trail Edge) E1 =EldoLED 0-10V Logarithmic Dim, 0.1%, 120-277v E2 =EldoLED DALI, 0.1%, 120-277v E3 =EldoLED 0-10V Linear Dim, 0.1%, 120-277v L2 =Lutron Hi-lume 1% 2-wr LED driver (120v forward phase) LTB =Lutron Hi-lume 1% EcoSys LED driver, 1%, 120-277v, Soft-on, Fade-to-Black LTP =Lutron Hi-lume Premier 0.1%, Fade-to-Black digital Ecosystem, 120-277v (PEQ0)	15 = 15 Degrees 24 = 24 Degrees 38 = 38 Degrees 60 = 60 Degrees	P14 = White BLK=Black PXX = SLI Color WXX = Wood XXXX = RAL # CST = Custom	Blank= None 90A = Clear 91A = Solite 92A = Supertex 93A = Frosted