

Single lamp, solid state light engine, recessed accent light, nominal 4"(100mm) square trim with 2" (50mm) square aperture and optional glass diffuser. Accent and down-lighting in medium to high ceiling heights typically found in residential, commercial and retail applications. Suitable for new construction.

## SPECIFICATIONS

### HOUSING

- Precision die-formed heavy gauge aluminum
- ≈ Airtight construction suitable for direct contact with insulation

### MOUNTING

- Recessed in architectural ceiling

### ELECTRICAL

- Integral dimmable electronic driver with internal short circuit protection

### LAMP

- Citizen LED supplied with fixture

### SOCKET

- Precision aluminum yoke with CNC machined lampholder assembly

### LENS

- Interchangeable reflector provides multiple beam patterns
- Optional borosilicate lenses available for aperture



### TRIM

- Flanged or flangeless 1 piece die-cast aluminum square plate with 2" square aperture
- ST is flanged trim fully sealed and gasketed. Aperture lens required

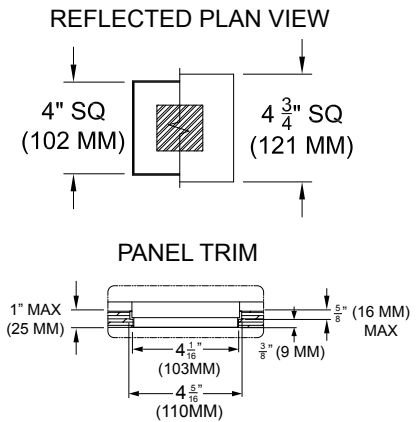
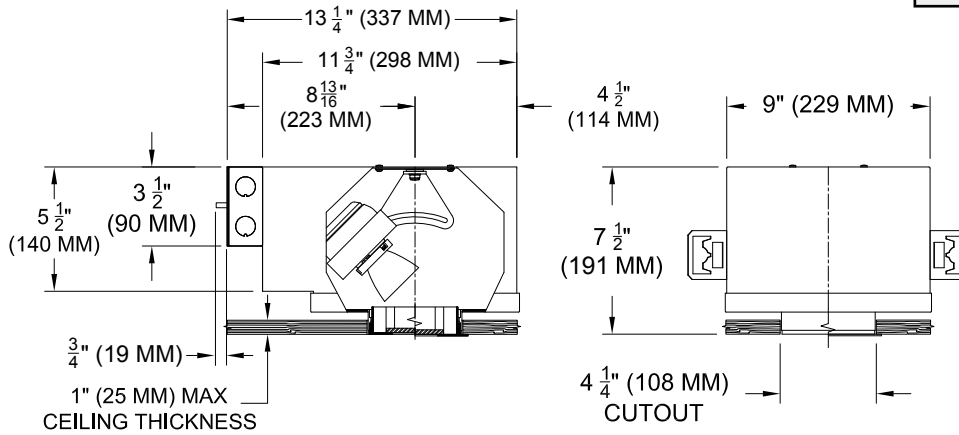

### FINISH

- Black powder paint housing
- Aperture trim available in black and white as standard
- Solid wood, additional colors, RAL palette, custom finishes

### LABELS

-  , US tested to UL standards 1598, Damp location, Wet with ST trim, IC/Airtight, Chicago Plenum,  JA8 Approved

JOB: \_\_\_\_\_  
 SPECIFIER: \_\_\_\_\_  
 TYPE: \_\_\_\_\_  
 QUANTITY: \_\_\_\_\_  
 SIGNATURE: \_\_\_\_\_



## ORDERING INFORMATION

Hangar bars sold separately

1012-LEDZ-AUH	TRIM	SOURCE / DRIVER	BEAMSPREAD	TRIM FINISH	APERTURE LENS	ACCESSORIES
		/				
Airtight Universal Housing 9 = 90+CRI • 27 = 2700K • 30 = 3000K 35 = 3500K 40 = 4000K	FT=Flanged Trim PT=Panel Trim** ST=Shower Trim* ZT=Zero Trim **WXX Only *Aperture lens required	• CZ14=120-277v, 14W 1100lm • CZ20=120-277v, 20W 2265lm • CZ28=120-277v, 28W 3000lm • C1 =0-10V dimming, 1%, 120-277v • C2 =TRIAC/ELV 2-wire, 1% 120v (Lead/Trail Edge) • E1 =EldoLED 0-10V Logarithmic Dim, 0.1%, 120-277v • E2 =EldoLED DALI, 0.1%, 120-277v • E3 =EldoLED 0-10V Linear Dim, 0.1%, 120-277v • L2 =Lutron Hi-lume 1% 2-wire LED driver (120v forward phase) • LTB =Lutron Hi-lume 1% EcoSys LED driver, 1%, 120-277v, Soft-on, Fade-to-Black • LTP =Lutron Hi-lume Premier 0.1%, Fade-to-Black digital Ecosystem, 120-277v (PEQ0)	15 = 15 Degrees 24 = 24 Degrees 38 = 38 Degrees 60 = 60 Degrees	P14 = White BLK=Black PXX = SLI Color WXX = Wood XXXX = RAL # CST = Custom	Blank= None 90A = Clear 91A = Solite 92A = Supertex 93A = Frosted	CP=Chicago Plenum

• California Title 24- JA8 Approved