

Single lamp, solid state light engine, recessed accent light, nominal 4" (100mm) square trim with 2" (50mm) square aperture and optional glass diffuser. Accent and downlighting in medium to high ceiling heights typically found in residential, commercial and retail applications. Suitable for new or existing construction in sheetrock ceilings.

SPECIFICATIONS

HOUSING

- Precision die-formed heavy gauge aluminum
- ≈ Airtight construction suitable for direct contact with insulation

MOUNTING

- Install from below in sheetrock ceiling

ELECTRICAL

- Integral dimmable electronic driver with internal short circuit protection

LAMP

- AmbientDim™ LED supplied with fixture

SOCKET

- Precision aluminum yoke with CNC machined lampholder assembly

LENS

- Interchangeable reflector provides multiple beam patterns.
- Optional borosilicate lenses available for aperture.


TRIM

- Flanged or flangeless 1 piece die-cast aluminum square plate with 2" square aperture
- ST is flanged trim fully sealed and gasketed. Aperture lens required

FINISH

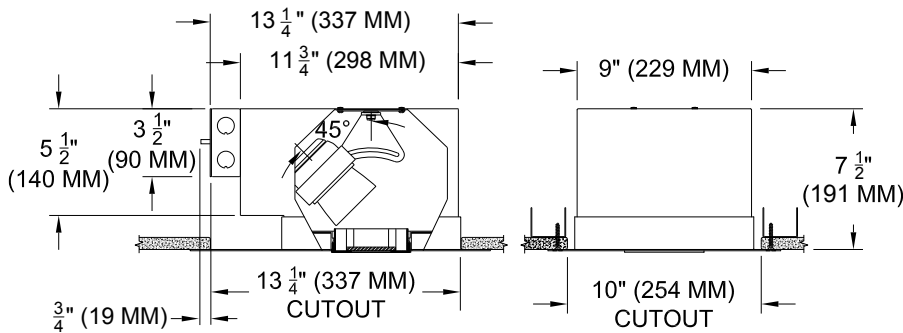

- Black powder paint housing
- Aperture trim available in black and white as standard
- Solid wood, additional colors, RAL palette, custom finishes

LABELS

-  US, US tested to UL standards 1598, Damp location, Wet with ST trim, IC/Airtight, Chicago Plenum, **TITLE 24** JA8 Approved

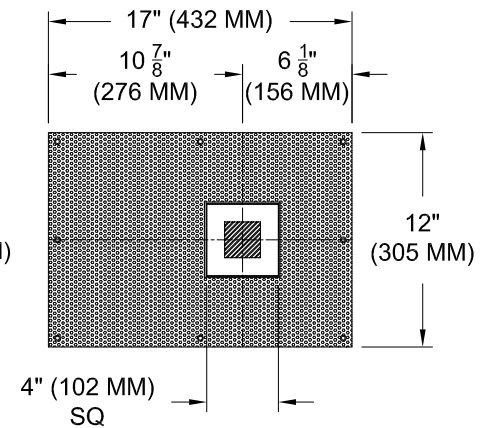
JOB: _____
 SPECIFIER: _____
 TYPE: _____
 QUANTITY: _____
 SIGNATURE: _____

 AmbientDim™



SECTION

SECTION



REFLECTED PLAN VIEW

ORDERING INFORMATION

1012-LED-AD-APH	TRIM	SOURCE / DRIVER	BEAMSPREAD	TRIM FINISH	APERTURE LENS	ACCESSORIES
		AD14 /				
Airtight Plaster Housing Ambient Dimming LED *CCT Max 3000K-1900K	FT =Flanged Trim ST =Shower Trim* ZT =Zero Trim *Aperture lens required	<ul style="list-style-type: none"> AD14= 350ma, 14.5W, 1000lm C1=0-10V dimming, 1%, 120-277v C2=TRIAC/ELV 2-wire, 1% 120v (Lead/Trail Edge) E1=EldoLED 0-10V Logarithmic Dim, 0.1%, 120-277v E2=EldoLED DALI, 0.1%, 120-277v E3=EldoLED 0-10V Linear Dim, 0.1%, 120-277v L2=Ltrn Hi-lume 1% 2-wire LED driver (120v forward phase) LTB=Lutron Hi-lume 1% EcoSys LED driver, 1%, 120-277v, Soft-on, Fade-to-Black LTP=Lutron Hi-lume Premier 0.1%, Fade-to-Black digital Ecosystem, 120-277v (PEQ0) 	15 = 15 Degrees 24 = 24 Degrees 38 = 38 Degrees 60 = 60 Degrees	P14 = White BLK =Black PXX = SLI Color WXX = Wood XXXX = RAL # CST = Custom	Blank = None 90A = Clear 91A = Solite 92A = Supertex 93A = Frosted	CP =Chicago Plenum

• California Title 24- JA8 Approved