

Dual lamp, solid state light engine, recessed accent light with nominal 4"x 9" (100mm x 225mm) trim, rectilinear aperture and optional glass diffuser. Accent and downlighting in low to medium ceiling heights typically found in residential, commercial and retail applications. Suitable for new or existing construction in sheetrock ceilings. AmbientDim™ provides Superior CRI at all dimming levels.

JOB: _____
 SPECIFIER: _____
 TYPE: _____
 QUANTITY: _____
 SIGNATURE: _____

SPECIFICATIONS

HOUSING

- Precision die-formed heavy gauge aluminum
- ≈ Airtight construction suitable for direct contact with insulation

MOUNTING

- Install from below in sheetrock ceiling

ELECTRICAL

- Integral dimmable electronic driver with internal short circuit protection

LAMP

- (2) AmbientDim™ LEDs supplied with fixture

SOCKET

- Precision die-formed aluminum yoke with CNC machined lampholder assembly

LENS

- Interchangeable reflector provides multiple beam patterns
- Optional borosilicate lenses available for lampholder and aperture



TRIM

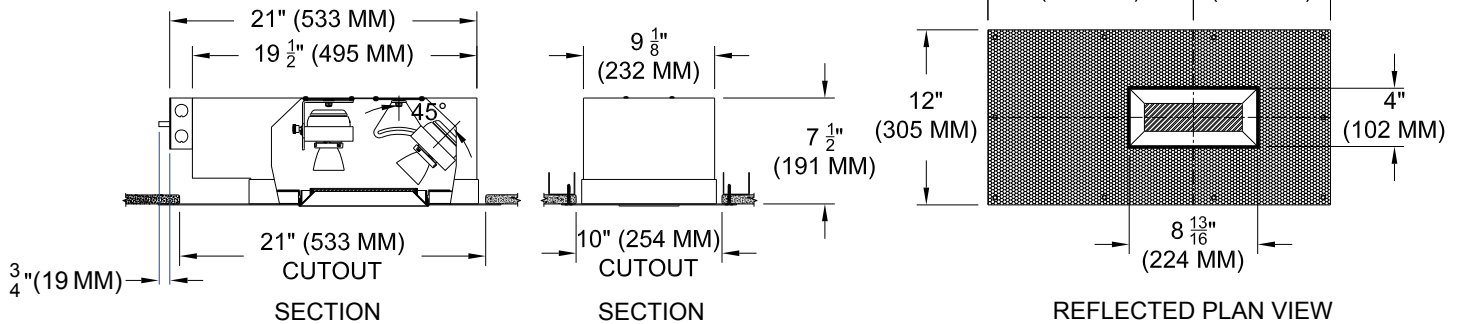
- Flanged or Flangeless, 1 piece die-cast aluminum pyramidal shield
- ST is flanged trim fully sealed and gasketed. Aperture lens required

FINISH

- Black powder paint housing
- Aperture trim available in black and white as standard
- Solid wood, additional colors, RAL palette, custom finishes available

LABELS

-  , US tested to UL standards 1598, Damp location, Wet with ST trim, IC/Airtight, Chicago Plenum,  JA8 Approved



ORDERING INFORMATION

1009-2LED-AD-APH	TRIM	SOURCE / DRIVER	BEAMSPREAD	TRIM FINISH	APERTURE LENS	ACCESSORIES
		AD14 /				
Airtight Plaster Housing Ambient Dimming LED *CCT Max 3000K-1900K	FT =Flanged Trim ST =Shower Trim* ZT =Zero Trim *Aperture lens required	<ul style="list-style-type: none"> • AD14= 350ma, 14.5W, 1000lm • C1 =0-10V dimming, 1%, 120-277v • C2 =TRIAC/ELV 2-wire, 1% 120v (Lead/Trail Edge) • E1 =EldoLED 0-10V Logarithmic Dim, 0.1%, 120-277v • E2 =EldoLED DALI, 0.1%, 120-277v • E3 =EldoLED 0-10V Linear Dim, 0.1%, 120-277v • L2 =Lutron Hi-lume 1% 2-wr LED driver (120v forward phase) • LTB =Lutron Hi-lume 1% EcoSys LED driver, 1%, 120-277v, Soft-on, Fade-to-Black • LTP =Lutron Hi-lume Premier 0.1%, Fade-to-Black digital Ecosystem, 120-277v (PEQ0) 	15 = 15 Degrees 24 = 24 Degrees 38 = 38 Degrees 60 = 60 Degrees	P14 = White BLK =Black PXX = SLI Color WXX = Wood XXXX = RAL # CST = Custom	Blank = None 90A = Clear 91A = Solite 92A = Supertex 93A = Frosted	CP =Chicago Plenum

• California Title 24- JA8 Approved



Patent Pending. These specifications subject to change without notice.

www.specialtylightingindustries.com
 1306 Doris Avenue, Ocean, NJ 07712 USA
 800.462.7812 732.517.0800 FAX:732.517.0971