

Single lamp, solid state light engine, recessed accent light, nominal 4" (100mm) diameter flat trim with 2" (50mm) aperture and optional glass diffuser. Accent and downlighting in medium to high ceiling heights typically found in residential, commercial and retail applications. Suitable for new construction.

## SPECIFICATIONS

### HOUSING

- Precision die-formed heavy gauge aluminum
- ≈ Airtight construction suitable for direct contact with insulation

### MOUNTING

- Recessed in architectural ceiling

### ELECTRICAL

- Integral dimmable electronic driver with internal short circuit protection

### LAMP

- Citizen LED supplied with fixture

### SOCKET

- Precision aluminum yoke with CNC machined lampholder assembly

### LENS

- Interchangeable reflector provides multiple beam patterns
- Optional borosilicate lenses available for aperture



### TRIM

- Diecast aperture plate with flanged or flangless ceiling collar
- ST is flanged trim fully sealed and gasketed. Aperture lens required

### FINISH

- Black powder paint housing
- Aperture trim available in black and white as standard
- Solid wood, additional colors, RAL palette, custom finishes available

### LABELS

-  US tested to UL standards 1598, Damp location, Wet with ST trim, IC/Airtight, Chicago Plenum,  JA8 Approved

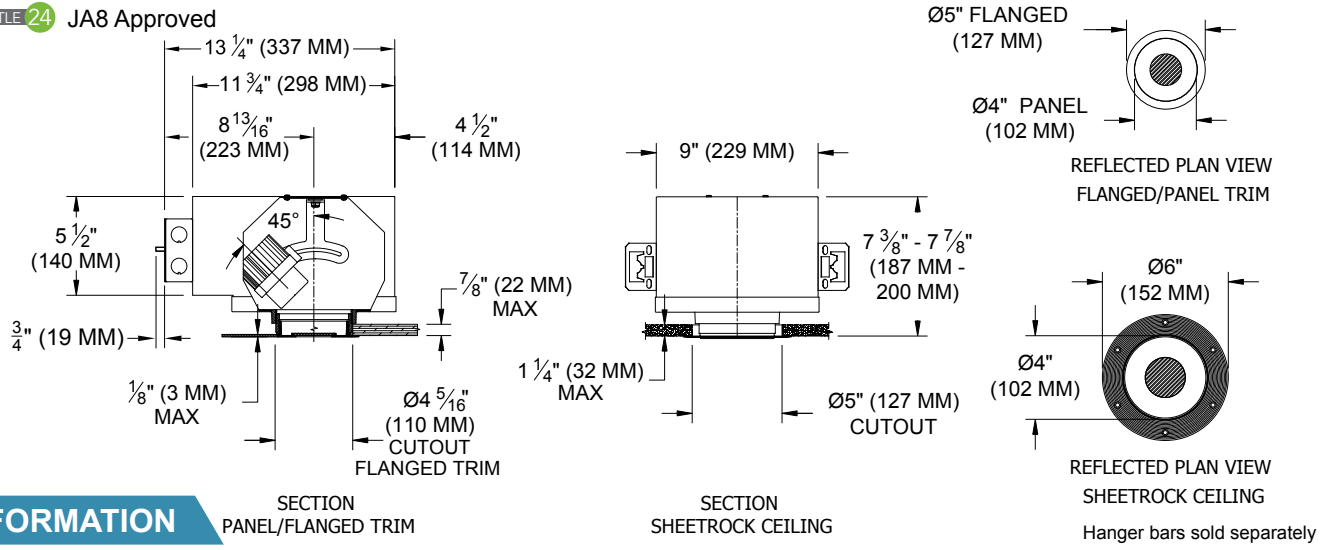

**JOB:** \_\_\_\_\_

**SPECIFIER:** \_\_\_\_\_

**TYPE:** \_\_\_\_\_

**QUANTITY:** \_\_\_\_\_

**SIGNATURE:** \_\_\_\_\_



## ORDERING INFORMATION

1000-LEDZ-AUH	TRIM	SOURCE / DRIVER	BEAMSPREAD	TRIM FINISH	APERTURE LENS	ACCESSORIES
		/				
Airtight Universal Housing 9 = 90+CRI • 27 = 2700K • 30 = 3000K • 35 = 3500K • 40 = 4000K	FT=Flanged Trim PT=Panel Trim** ST=Shower Trim* ZT=Zero Trim **WXX Only *Aperture lens required	• CZ14=120-277v, 14W 1100lm • CZ20=120-277v, 20W 2265lm • CZ28=120-277v, 28W 3000lm • C1 =0-10V dimming, 1%, 120-277V • C2 =TRIAC/ELV 2-wire, 1% 120v (Lead/Trail Edge) • E1 =EldoLED 0-10V Logarithmic Dim, 0.1%, 120-277v • E2 =EldoLED DALI, 0.1%, 120-277v • E3 =EldoLED 0-10V Linear Dim, 0.1%, 120-277v • L2 =Lutron Hi-lume 1% 2-wire LED driver (120v forward phase) • LTB =Lutron Hi-lume 1% EcoSys LED driver, 1%, 120-277v, Soft-on, Fade-to-Black • LTP =Lutron Hi-lume Premier 0.1%, Fade-to-Black digital Ecosystem, 120-277v (PEQ0)	15 = 15 Degrees 24 = 24 Degrees 38 = 38 Degrees 60 = 60 Degrees	P14 = White BLK=Black PXX = SLI Color WXX = Wood XXXX = RAL # CST = Custom	Blank= None 90A = Clear 91A = Solite 92A = Supertex 93A = Frosted	CP=Chicago Plenum

• California Title 24- JA8 Approved



**www.specialtylightingindustries.com**  
 1306 Doris Avenue, Ocean, NJ 07712 USA  
 800.462.7812 732.517.0800 FAX:732.517.0971

Patent Pending. These specifications subject to change without notice.